




1F85U-42PR



1F85U-42NP



1F83C-11PR



1F83C-11NP

80 SERIES CONVENTIONAL, HEAT PUMP AND UNIVERSAL THERMOSTATS

New Products, New Styling With Our "Customer Most Requested" Thermostat Features

FEATURES

- Attractive Sensi thermostat styling for non-wi-fi applications.
- Universal (single stage, multi-stage, heat pump), conventional and heat pump models.
- Bright, high contrast backlight.
- Automatic heat/cool changeover option.
- Keypad lockout and adjustable heat/cool temperature limits.
- Built in dual fuel logic program eliminates the need for an outdoor sensor.

SPECIFICATIONS

Electrical Rating:

Hardwire	20-30 VAC, NEC Class II 50/60Hz
Battery Power	mV to 30 VAC, NEC Class II, 50/60 Hz or DC
Terminal Load Staging Models	1.5 A per terminal 2.5 A maximum all terminals combined
Terminal Load Single Stage Models	1.0 A per terminal 1.5 A maximum all terminals combined

Setpoint Range 45 to 99°F (7 to 37°C)

Rated Differentials (@ 6°F/Hr)	Fast	Med.	Slow
Heat (Conventional Gas/Oil/Elect)	0.5°F	0.75°F	1.9°F
Cool (Central Air)	0.9°F	1.2°F	1.7°F
Heat Pump (Heat and Cool)	0.9°F	1.2°F	1.7°F
Heat Pump (Aux)	0.5°F	0.75°F	1.9°F

Display Size:

1F85U-42PR, 1F85U-42NP, 1F85U-22PR, 1F85U-22NP	5 sq. in. display
1F83H-21PR, 1F83H-21NP, 1F83C-11PR, 1F83C-11NP	4.5 sq. in. display

Operating Ambient 32 to +105°F (0 to +41°C)

Display Temperature Range 32 to +99°F (0 to +37°C)

Operating Humidity 90% non-condensing max.

Shipping Temperature Range -20 to +150°F (-29 to +65°C)

Dimension 3³/₄" H x 6" W x 1¹/₈" D

PARTS AND ACCESSORIES

See end of thermostats section for additional parts and accessories

- F61-2663 — Wallplate 4¹/₂"H x 6³/₄"W for use with or without horizontal junction box
- F29-0198 — Universal Locking Thermostat Guard – Clear Plastic
- F29-0220 — Universal Locking Thermostat Guard – Metal, Solid Base



TECHNICAL HELP

80 Series Thermostat Nomenclature

Example: 1F85U-42PR

1F85	U	-	42	PR
Series	System Type	Dash	Max. Stages Heat / Cool	Programmable / Special Features
1F8X - Thermostat Series	U = Universal Thermostat for Single Stage, Multi-Stage or Heat Pump Systems	Character Separator	42 = 4 Heat / 2 Cool	PR = Programmable and Non-Programmable
	H = Heat Pump Thermostat for Systems with or Without Aux. Heat		22 = 2 Heat / 2 Cool	NP = Dedicated Non-Programmable
	C = Conventional Thermostat (Gas / Oil / Electric) or Single Stage Heat Pump (No Aux.)		21 = 2 Heat / 1 Cool	
			11 = 1 Heat / 1 Cool	WF = Wi-Fi Thermostat

UNIVERSAL STAGING/HEAT PUMP THERMOSTATS – 80 SERIES THERMOSTATS

Conventional	Heat Pump	Programs		Model	Applications				Thermostat Power Source*	Selectable Performance Features						Comfort and Convenience Features			Terminals	
		Stages Heat/Cool by System	Program Options		Periods Per Day Options	Model Number	Gas / Oil / Electric	3 Wire Zone Valve		Millivolt Compatible	Humidity Control (H)-Humidity / (D)-Dehumidify	Auto Changeover	Programmable Fan	EMR / Early Start Recovery	Keypad Lockout	Temperature Setpoint Limits Adjustable Max./Min. Indoor / Outdoor Remote Sensor	Dual Fuel Control (L)- Logic	Dual Fuel Heat Stages HP/Gas		Lighted Display
2/2	4/2	7, 5+1+1, 0	4, 2, 0	1F85U-42PR	✓	✓	✓		B, H	✓	✓	✓	✓		L	2/2	✓**	✓	✓	RC, RH, C, W/E, W2, Y, Y2, O/B/6, G, L
2/2	2/1	7, 5+1+1, 0	4, 2, 0	1F85U-22PR	✓	✓	✓		B, H	✓	✓	✓	✓		L	1/1	✓**	✓	✓	RC, RH, C, W/E, W2, Y, Y2, O/B/6, G, L
-	2/1	7, 5+1+1, 0	4, 0	1F83H-21PR	✓				B, H		✓	✓	✓		L	1/1	✓**	✓	✓	R, C, W2, E, Y, O/B, G, L
2/2	4/2	0	0	1F85U-42NP	✓	✓	✓		B, H	✓		✓	✓		L	2/2	✓**		✓	RC, RH, C, W/E, W2, Y, Y2, O/B/6, G, L
2/2	2/1	0	0	1F85U-22NP	✓	✓	✓		B, H	✓		✓	✓		L	1/1	✓**		✓	RC, RH, C, W/E, W2, Y, Y2, O/B/6, G, L
-	2/1	0	0	1F83H-21NP	✓				B, H			✓	✓		L	1/1	✓**		✓	R, C, W2, E, Y, O/B, G, L

SINGLE STAGE THERMOSTATS – 80 SERIES THERMOSTATS

Conventional	Heat Pump	Programs		Model	Applications				Thermostat Power Source*	Selectable Performance Features						Comfort and Convenience Features			Terminals	
		Stages Heat/Cool by System	Program Options		Periods Per Day Options	Model Number	Gas / Oil / Electric	3 Wire Zone Valve		Millivolt Compatible	Humidity Control (H)-Humidity / (D)-Dehumidify	Auto Changeover	Programmable Fan	EMR / Early Start Recovery	Keypad Lockout	Temperature Setpoint Limits Adjustable Max./Min. Indoor / Outdoor Remote Sensor	Dual Fuel Control (L)- Logic	Dual Fuel Heat Stages HP/Gas		Lighted Display
1/1	1/1	7, 5+1+1, 0	4, 0	1F83C-11PR	✓		✓		B, H		✓	✓	✓				✓**	✓	✓	RC, RH, C, W, Y, O/B, G
1/1	1/1	0	0	1F83C-11NP	✓		✓		B, H			✓	✓				✓**		✓	RC, RH, C, W, Y, O/B, G

* B = Battery Powered or Hardwired

** Requires a common wire for Continuous Backlight